




डिजाईन जागरुकता अभियान  
DESIGN AWARENESS DRIVE

# DAD



On the objectives of

## National Design Policy

Govt. Of India

DAD-DESIGNED TO SUPPORT  
NATIONAL DESIGN POLICY INDIA

Preparation of a platform for creative design development, design promotion and partnerships across many sectors, states and regions for integrating design with traditional and technological resources.

Global positioning and branding of Indian designs and making "Designed in India" a by-word for quality and utility in conjunction with "Made in India" and "Served in India".

UNITED COUNTRYOUTHS FEDERATION  
THE CREATIVE LEADERS-INDIA2018





डिजाईन जागरुकता अभियान  
DESIGN AWARENESS DRIVE

**DAD/EDR/TLM/DETS/DAT2019/004**

**Total Marks : 100**

**Total Time : 3Hrs 30 Mins**



## Instructions

1. Read the directions properly and carefully. Read twice, thrice till you get to understand the questions.
2. Go through details of every question most of the times answers are hidden inside the questions..
3. Think on maximum possible options at a time.
4. Marks shall be allotted on basis of observation, visualization, innovation and execution respectively.
5. Use colors where ever possible, until and unless it is restricted to do so.( at least in one question)
6. Maximum marks shall be awarded to neat, fresh and raw ideas.
7. Try to write about everything you draw or sketch.
8. Try to communicate in simple language to make it self-explanatory.

# Design Entrance Examinations

## 2018-2019

### DAD-Design Aptitude Test

# DAD

Name:

Class:

Exam preparing for:

Address:


School/ Institution:

Contact:

D.O.B:

**Question:01.** Draw the scenario of shopping mall or street.

**25 Marks**



**Question - 02 :** Re-design the NIFT flag.


Re-design the NID flag.

**25 Marks**




**Questions 03:** Sketch a 20 lit bucket with a bathing man.

**25 Marks**



**Question - 04 :** Design a penpot taking inspiration from industrial area.

**25 Marks**

A large, empty rectangular box with a thin black border, intended for the student to draw their design of a penpot. The box occupies most of the page's vertical space below the question.