




डिजाईन जागरुकता अभियान
DESIGN AWARENESS DRIVE

DAD



On the objectives of

National Design Policy

Govt. Of India

DAD-DESIGNED TO SUPPORT
NATIONAL DESIGN POLICY INDIA

Preparation of a platform for creative design development, design promotion and partnerships across many sectors, states and regions for integrating design with traditional and technological resources.

Global positioning and branding of Indian designs and making "Designed in India" a by-word for quality and utility in conjunction with "Made in India" and "Served in India".

UNITED COUNTRYOUTHS FEDERATION
THE CREATIVE LEADERS-INDIA2018





डिजाईन जागरुकता अभियान
DESIGN AWARENESS DRIVE

DAD/EDR/TLM/DETS/DAT2019/006

Total Marks : 100

Total Time : 3Hrs 30 Mins



Instructions

1. Read the directions properly and carefully. Read twice, thrice till you get to understand the questions.
2. Go through details of every question most of the times answers are hidden inside the questions..
3. Think on maximum possible options at a time.
4. Marks shall be allotted on basis of observation, visualization, innovation and execution respectively.
5. Use colors where ever possible, until and unless it is restricted to do so.(at least in one question)
6. Maximum marks shall be awarded to neat, fresh and raw ideas.
7. Try to write about everything you draw or sketch.
8. Try to communicate in simple language to make it self-explanatory.

Design Entrance Examinations

2018-2019

DAD-Design Aptitude Test

DAD

Name:

Class:

Exam preparing for:

Address:


School/ Institution:

Contact:

D.O.B:







Question:01. Draw the scenario of a construction site.

25 Marks

A large empty rectangular box with a thin black border, intended for drawing a construction site scenario. The box is currently blank.


Question - 02 : Using flat colors depict the seasons in the given boxes.

25 Marks




Questions 03: Design a book case for home.

25 Marks

A large empty rectangular box with a thin black border, intended for the student to draw their design for a book case. The box occupies most of the page's vertical space.

Question - 04 : Design a postage stamp for Republic Day.

25 Marks

A large, empty rectangular box with a thin black border, intended for the student to draw a postage stamp for Republic Day. The box occupies most of the page's width and height.