



डिजाईन जागरुकता अभियान
DESIGN AWARENESS DRIVE

DAD



On the objectives of

National Design Policy

Govt. Of India

DAD-DESIGNED TO SUPPORT
NATIONAL DESIGN POLICY INDIA

Preparation of a platform for creative design development, design promotion and partnerships across many sectors, states and regions for integrating design with traditional and technological resources.

Global positioning and branding of Indian designs and making "Designed in India" a by-word for quality and utility in conjunction with "Made in India" and "Served in India".

UNITED COUNTRY YOUTHS FEDERATION
THE CREATIVE LEADERS-INDIA 2018





डिजाईन जागरुकता अभियान
DESIGN AWARENESS DRIVE

DAD/EDR/TLM/DETS/DAT2019/007

Total Marks : 100

Total Time : 3Hrs 30 Mins



Instructions

1. Read the directions properly and carefully. Read twice, thrice till you get to understand the questions.
2. Go through details of every question most of the times answers are hidden inside the questions..
3. Think on maximum possible options at a time.
4. Marks shall be allotted on basis of observation, visualization, innovation and execution respectively.
5. Use colors where ever possible, until and unless it is restricted to do so.(at least in one question)
6. Maximum marks shall be awarded to neat, fresh and raw ideas.
7. Try to write about everything you draw or sketch.
8. Try to communicate in simple language to make it self-explanatory.

Design Entrance Examinations

2018-2019

DAD-Design Aptitude Test

DAD

Name:

Class:

Exam preparing for:

Address:

School/ Institution:

Contact:

D.O.B:

Question:01. Suppose you are sitting inside the aeroplane, draw the ariel view which you see from the flight.


10 Marks



Questions 02: Design a poster on “Don’t Drink Don’t Drive”.

If you are an insect on the wall, with your reference, draw the whole room through the insects eye view.

20 Marks



A large empty rectangular box with a thin black border, intended for the student to draw a poster based on the given theme and perspective.



Questions 03: Show the scene of a morning tea stall .

15 Marks

Questions 04: Show the life, through an underwater view with fish, marine and other objects.

20 Marks






Questions 05: Design a bag for a doctor, keeping in mind the basic requirements of him. .

Design a multi tasking trekking bag for Mountain Climbers.

15 Marks



Questions 06: Design a multi functional computer mouse for next generation. Try to show maximum details.

20 Marks

